





## A1.6

### Folding plan of the inner box

Apart from the details of how the individual lines are prepared for folding, it contains the sequence of folding steps

#### Legend

-  Cut by means of tinner's snips
-  Scratch by means of a cutter and break off
-  Groove by means of a blunt screw driver and bend to front
-  Groove by means of a blunt screw driver on the back and bend backward

